

# CURVED BENCH

Curved Bench Soft Seat is a 45 degree curved upholstered foam seat. Cover may be specified vinyl and is not removable. Accommodates up to 300 lb. weight capacity.

## Core Construction

- > Curved shape in ILD 95, high density foam
- > 3/4" particle board (MDF) wood base
- > Steel 3/8-16 thread inserts used for five heavy duty, adjustable, glides, 3/8-16" thread x 3" length x 2-1/8" base diameter

## Glides

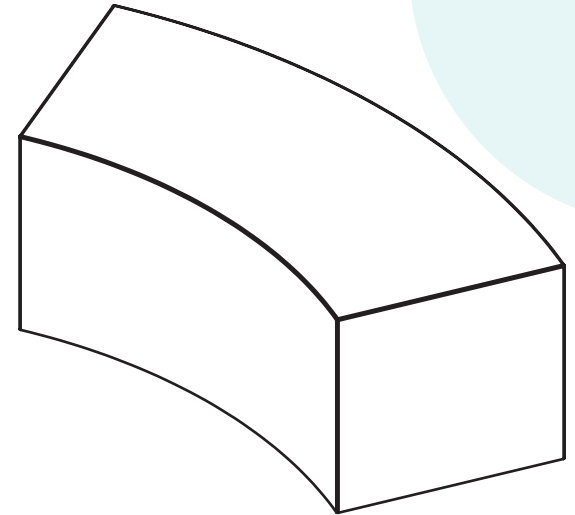
6 Qty, Roughly 2" from edge of wood base

## Cover

Cover may be specified in environmentally friendly wipe clean coated vinyl

## Compliance

- > Meets or exceeds applicable BIFMA standards
- > Certified Indoor Advantage™ Gold. Indoor air quality certified to SCS-EC10.3-2014 V3.0. Registration #SCS-IAQ-03677

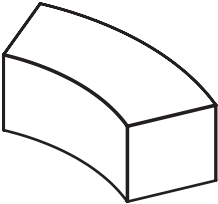


MODEL	OVERALL WIDTH "	OVERALL DEPTH"	HEIGHT "	INSIDE WIDTH "	BENCH DEPTH "
SS-BC14	47"	22"	14"	33"	18"
SS-BC18	47"	22"	18"	33"	18"

Learn more at [artcobell.com](https://www.artcobell.com)

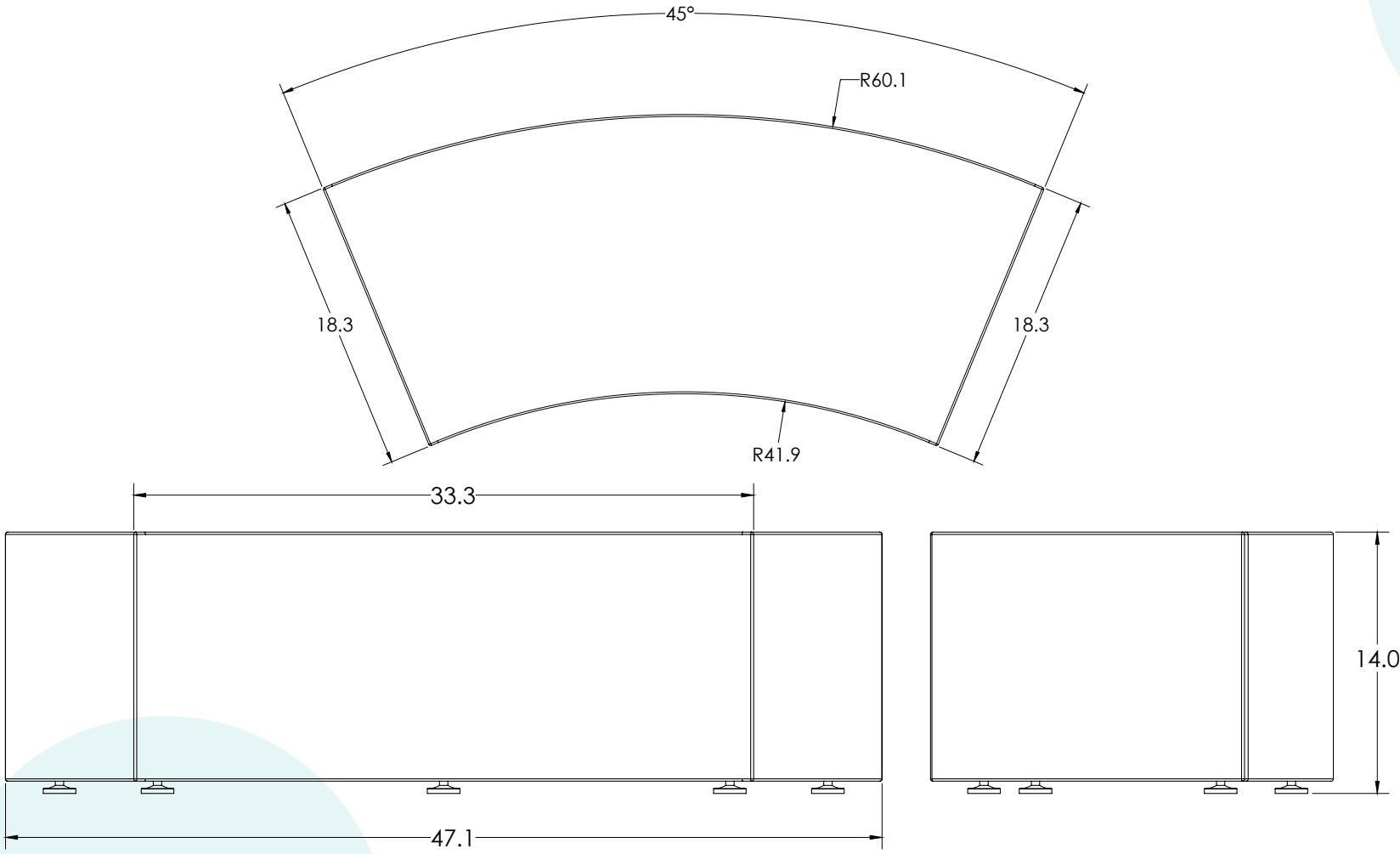
Artcobell's practice of continuous improvement in design & engineering requires that materials & methods be subject to change without prior notice.

TS.SS (7/29/2024) Artcobell Specifications



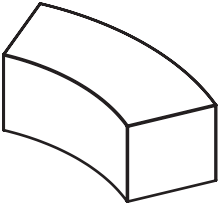
# Soft Seating

## Curved Bench 14"



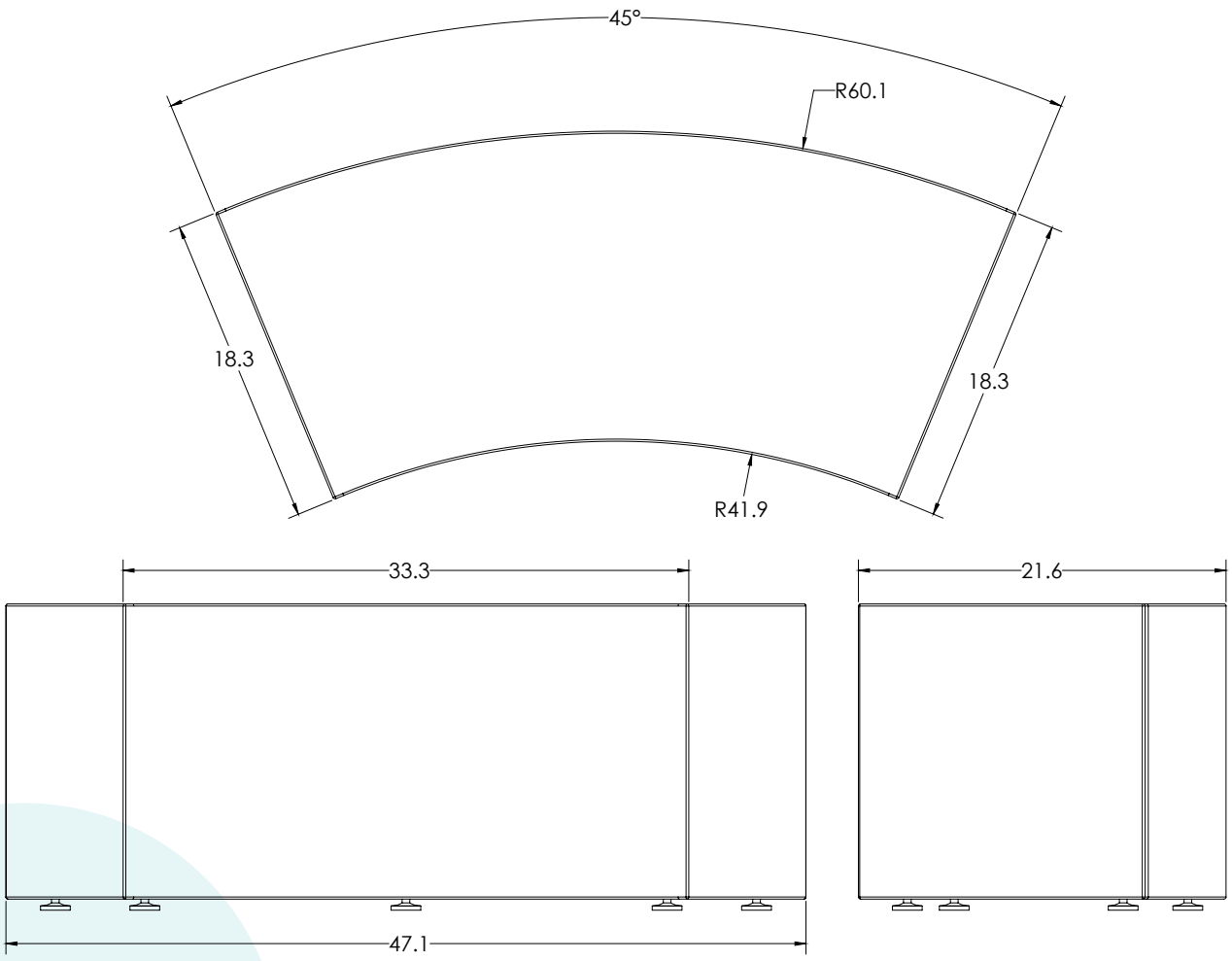
Learn more at [artcobell.com](http://artcobell.com)

Artcobell's practice of continuous improvement in design & engineering requires that materials & methods be subject to change without prior notice.



# Soft Seating

## Curved Bench 18"



Learn more at [artcobell.com](https://artcobell.com)

Artcobell's practice of continuous improvement in design & engineering requires that materials & methods be subject to change without prior notice.

TS.SS (7/29/2024) Artcobell Specifications