

# Mobile Shelves

42"-height single-faced & double-faced 60-degree Radius or Linear laminate-clad mobile storage cabinets are open-faced with solid metal back panels. Panels can be specified with Titanium, Black or White paint. Cabinets can be joined to one another with magnets to create temporary room dividers.

## End Panels

End panels are 1" thick medium density particle surfaced with thermo-fused laminate on both sides for balanced construction and to minimize warping. All end panels are edge banded top, bottom, front and back with 2 mm PVC. Machined for adjustable shelves on 32mm centers. Magnets in end panels allow for connecting other mobile cabinets or connecting with metal-clad furniture.

## Top & Bottom

Top and Bottoms are 1" thick medium density particle surfaced with thermo-fused laminate on both sides for balanced construction and to minimize warping. Tops and bottoms are both ends, front and back with 2 mm PVC

## Adjustable Shelves

All adjustable shelves are 1" thick medium density particle surfaced with thermo-fused laminate on both sides for balanced construction and to minimize warping. Shelves are edge banded front and back with 2 mm PVC

## Edge Banding

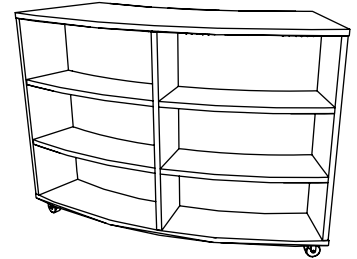
3mm PVC Banding

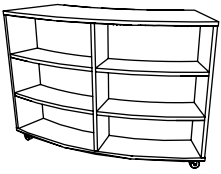
## Casters

3" x 1.25" casters are fastened to the bottom of cabinet using 5/16" x 1" machine bolts at all 4 corners of the 4" square mounting plate. Metal to metal fastening at the caster to cabinet bottom for maximum strength. Weight capacity of caster is 240 lbs. each. Casters have ball bearing swivel, double roller bearings with split outer raceway to allow for easy mobility.

## Compliance

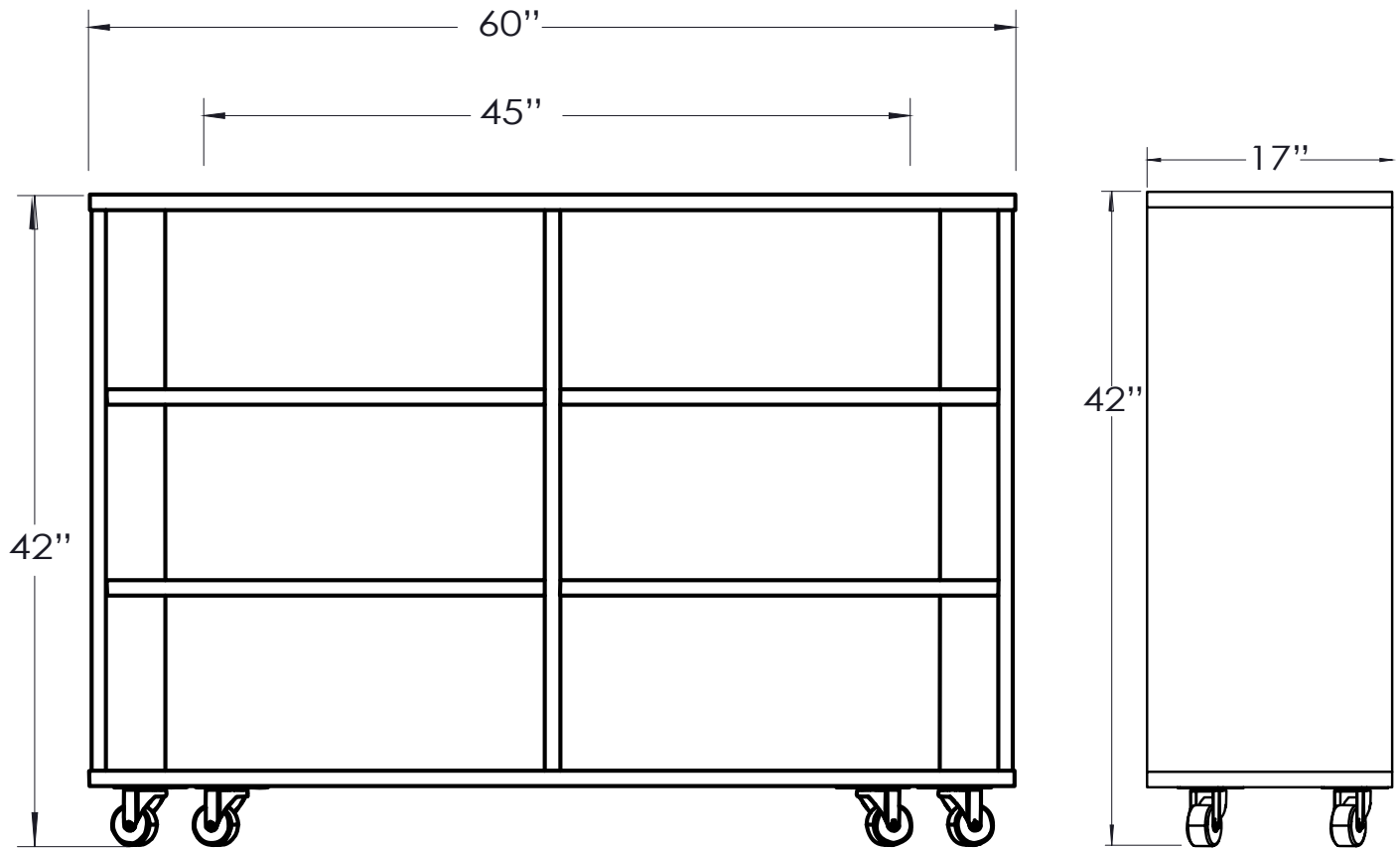
- > Tested to applicable ANSI/BIFMA Furniture Standards
- > MAS Certified Green, certificate #MAS1800444





# Curved Mobile Shelf

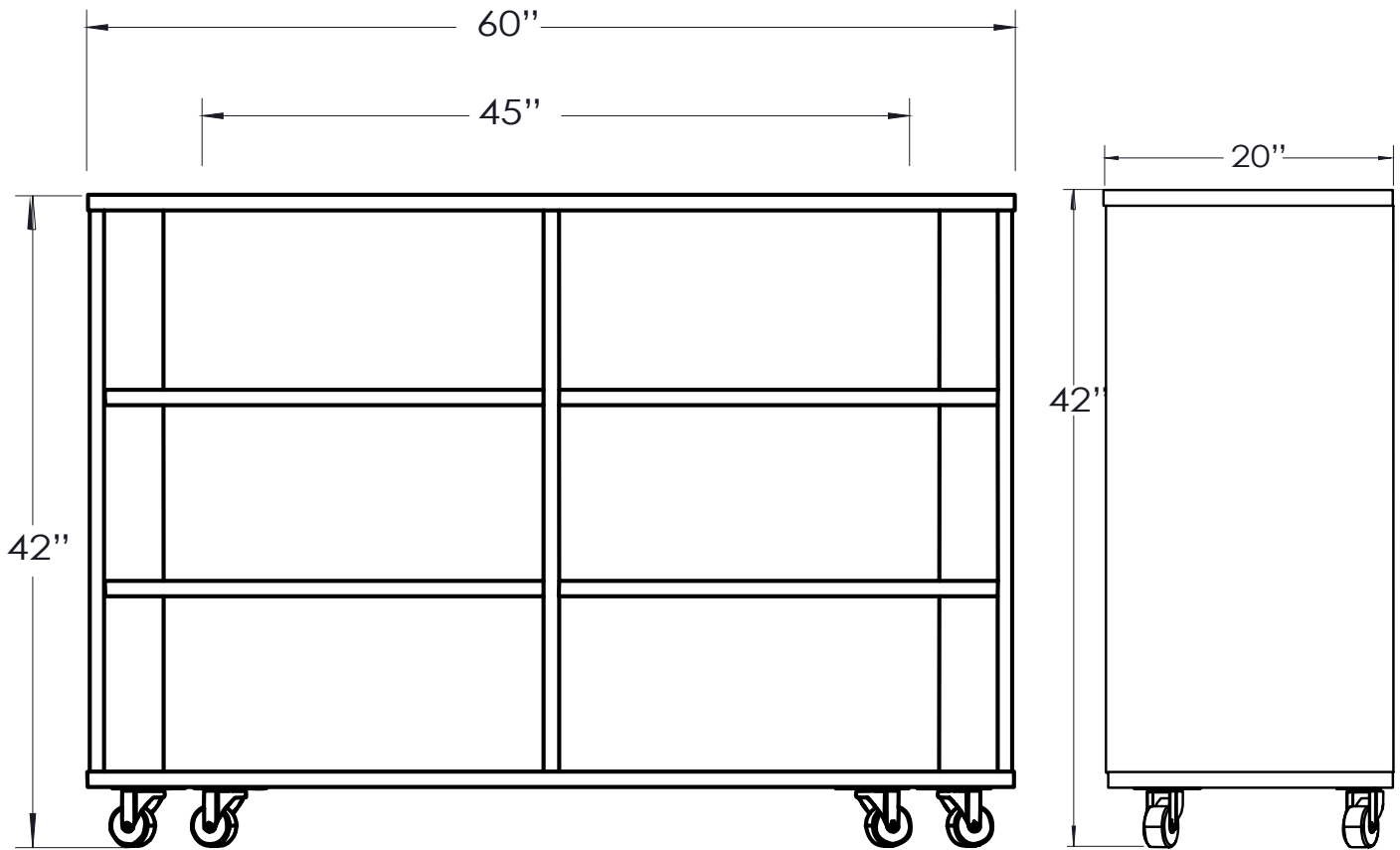
## Single-Sided



MODEL	DESCRIPTION	HEIGHT "	WIDTH "	DEPTH "
ASFVSC-1742F.4	Flat Panel, Titanium	42.0"	60.0"	17.0"
ASFVSC-1742F.W	Flat Panel, White	42.0"	60.0"	17.0"
ASFVSC-1742F.7	Flat Panel, Black	42.0"	60.0"	17.0"



## Curved Mobile Shelf Double-Sided

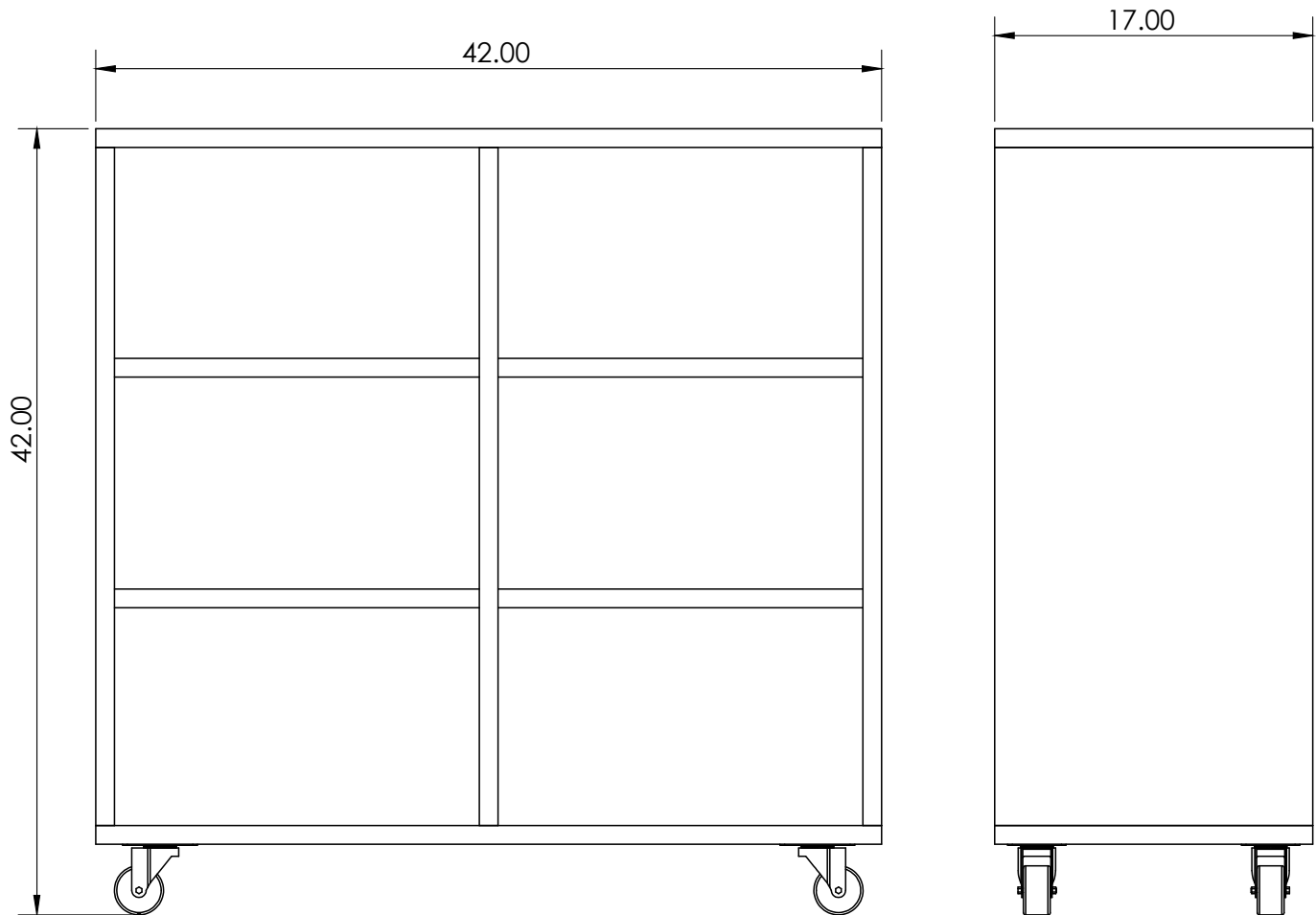


MODEL	DESCRIPTION	HEIGHT "	WIDTH "	DEPTH "
ADTVSC-2042F.4	Flat Panel, Titanium	42.0"	60.0"	20.0"
ADTVSC-2042F.W	Flat Panel, White	42.0"	60.0"	20.0"
ADTVSC-2042F.7	Flat Panel, Black	42.0"	60.0"	20.0"



# Linear Mobile Shelf

## Single-Sided

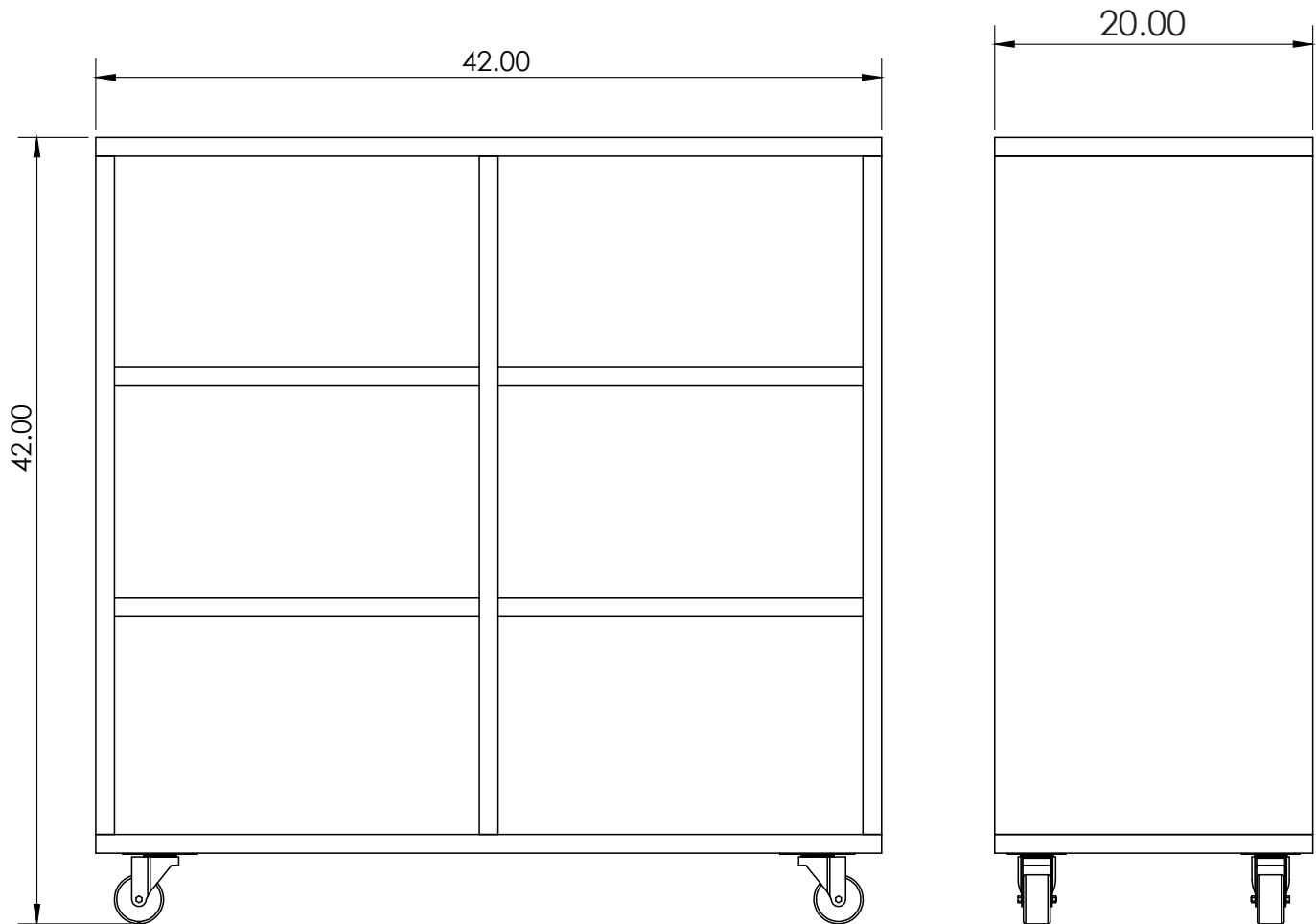


MODEL	DESCRIPTION	HEIGHT "	WIDTH "	DEPTH "
ASFVS-1742F.4	Flat Panel, Titanium	42.0"	42.0"	17.0"
ASFVS-1742F.W	Flat Panel, White	42.0"	42.0"	17.0"
ASFVS-1742F.7	Flat Panel, Black	42.0"	42.0"	17.0"



# Linear Mobile Shelf

## Double-Sided



MODEL	DESCRIPTION	HEIGHT "	WIDTH "	DEPTH "
ADFVS-2042F.4	Flat Panel, Titanium	42.0"	42.0"	20.0"
ADFVS-2042F.W	Flat Panel, White	42.0"	42.0"	20.0"
ADFVS-2042F.7	Flat Panel, Black	42.0"	42.0"	20.0"