

Discover Four-Leg Stacking Chair

Discover Seating is available in four leg, four leg caster, cantilever, task and stool models. Four leg models are available in 12", 14", 16", 18" seat heights. 18" model is also available with a steel mesh bookrack.

Shell

Shell is one-piece, injection-molded polypropylene with anti-static additive. Color is dispersed across the polypropylene for an even appearance. Enhanced water-fall front edge and biometric design allows comfortable seating. Contoured shell geometry allows rear facing seating position. Fifteen integrated wrap around ribs are provided for shell strength along with nesting scallops on both sides of shell that allow shells to nest and eliminate movement when stacked. Both sides of the shell are textured and constructed with a handle in the upper portion of the shell with smooth edges for ease when carrying. Shell is permanently attached to the frame with six non-load bearing steel rivets for 16", 18" seat heights; four non-load bearing steel rivets for 12", 14" seat heights.

Frame

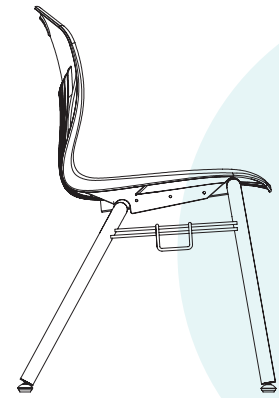
Frame is constructed of 1½", 18-gauge tubular steel on all 12" and 14" seat height frames; 16" and 18" seat height frames utilize 1½", 16-gauge tubular steel. All size frames are welded to two 14-gauge steel support braces with a continuous weld on all four connection points. Frames are available in nickel chrome or powder coat finish; completed after welding for improved aesthetics. Bookrack is constructed of a 1/2" main wire with diagonal #4 wire mesh.

Glides

Standard with nylon swivel glides. Glides are secured to the leg tube with an internal star clip. Glides are available in steel and full-surface nylon options. 50mm dual-wheel hard casters, only in black finish, are standard on four leg models: D16A, D16X. Dual-wheel, soft casters with two-toned grey finish are optional on four leg models: D16A, D16X.

Compliance

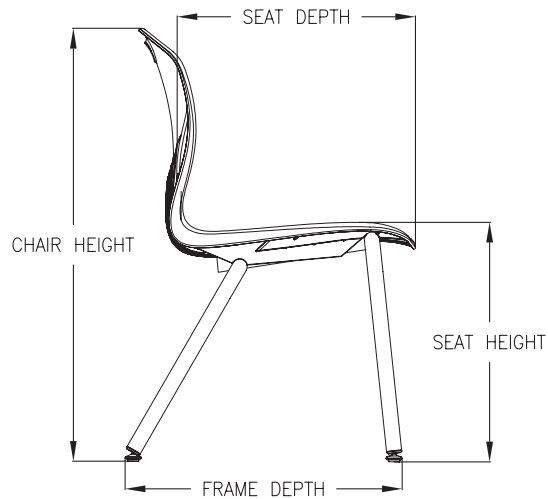
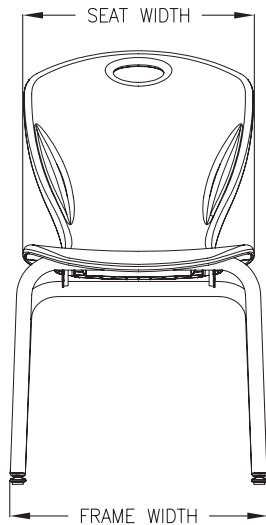
- > Rated for use up to 250lbs.
- > Indoor Advantage™ Gold. Indoor air quality certified to SCS-EC10.3-2014
- > Tested to applicable ANSI/BIFMA Furniture Standards





Discover Seating

D100 Series | Four Leg Stacking



MODEL	SEAT HEIGHT"	SEAT WIDTH"	SEAT DEPTH"	CHAIR HEIGHT"	FRAME WIDTH"	FRAME DEPTH"
D10D	12.0"	12.0"	11.25"	22.25"	13.75"	16.25"
D10C	14.0"	12.0"	11.25"	24.25"	13.75"	18.0"
D10B	16.0"	16.0"	16.0"	30.0"	19.0"	20.0"
D10A	18.0"	16.0"	16.0"	32.0"	19.5"	21.0"
D10A-1	18.0"	16.0"	16.0"	32.0"	19.5"	21.0"
D10X	18.0"	17.0"	17.0"	33.25"	21.5"	21.75"
D10X-1	18.0"	17.0"	17.0"	33.25"	21.5"	21.75"
D15A	18.0"	16.0"	16.0"	32.0"	19.5"	21.0"
D15A-1	18.0"	16.0"	16.0"	32.0"	19.5"	21.0"
D16X	17.5"	17.0"	17.0"	32.75"	21.5"	21.75"
D16A	17.0"	16.0"	16.0"	30.5"	19.5"	20.0"