

# Study Carrel


23.8" deep and 36.0" wide study carrels are available in three work surface heights 25", 27" and 29". Units are 48" high, single-sided, open-faced with thermofused-melamine cladding. Top shelf is fixed with depth at 13" at 43" height from ground.

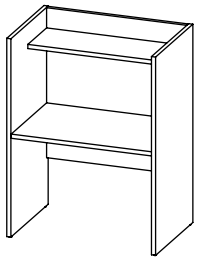
## Ends, Partitions and Shelves

**All surface material is 1" thermofused laminate.** All exposed edges of the uprights are banded with 2mm matching PVC. Unadjustable shelves.center. Shelf pins are plastic, polycarbonate, twin-pin clips to hold the shelf in place and prevent shelf from sliding or slipping. All components are cam lock fasteners. Tack glides, quantity 4, are 5/8" diameter x .75" long, nailed in.

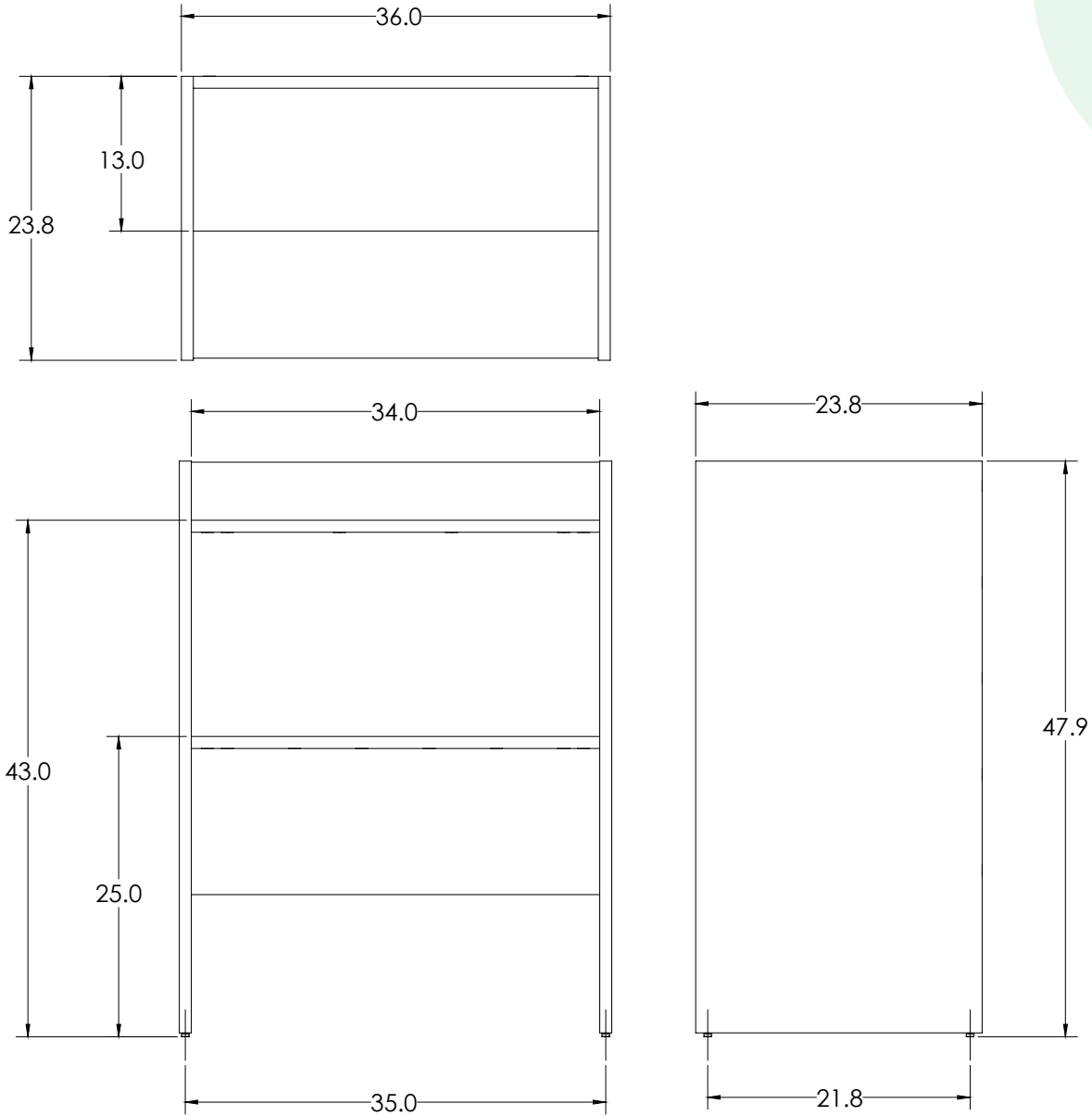
## Compliance

> Tested to applicable ANSI/BIFMA Furniture Standards





# Storage Study Carrel



MODEL	DESCRIPTION	HEIGHT "	WIDTH "	DEPTH "
ASC-3648-25	25"h work surface	48.0"	36.0"	24.0"
ASC-3648-27	27"h work surface	48.0"	36.0"	24.0"
ASC-3648-29	29"h work surface	48.0"	36.0"	24.0"

Learn more at [artcobell.com](http://artcobell.com)